

Impact of temporary desiccation on the mobility of nutrients and metals from sediments of Loskop Reservoir, Olifants River

J Dabrowski^{1*}, DS Baldwin³, JM Dabrowski², L Hill² and J Shadung²

¹Sustainability Research Unit, Nelson Mandela Metropolitan University, 1 Madiba Drive, Private Bag X6531, George 6530, South Africa

²Council for Scientific and Industrial Research (CSIR), Natural Resources & the Environment, P.O. Box 395, Pretoria 0001, South Africa

³CSIRO and the Murray-Darling Freshwater Research Centre, La Trobe University, P.O. Box 821 Wodonga, Victoria, Australia

ABSTRACT

South Africa is prone to droughts and is heavily dependent on stored water resources. Few studies in South Africa have investigated the impact of drought on water quality when rainfall resumes and reservoir sediments are rewet. Other research has shown that several negative impacts may occur with rewetting, including eutrophication, and acidification with increased metal solubility. In this study, the impact of drying and rewetting sediments on the mobility of nutrients and metals is explored using sediments from Loskop Reservoir. Rarely exposed sediments were collected from three sites, dried at 35°C for 36 days, and then rewet under aerobic conditions. Filtered water samples were collected on Days 1, 2, 4, 7, 11 and 16 following rewetting, and analysed for NH_4^+ , NO_3^- , NO_2^- , total N, total P, PO_4^{3-} , dissolved Al, Fe, Mn, and SO_4^{2-} . Results were expressed as mass/m², and were compared to reference (non-drought) treatments that were maintained under saturated conditions. Acute toxicity tests were performed using *Daphnia magna* to establish if toxic effects were associated with changes in water quality following sediment rewetting. Following rewetting, elevated SO_4^{2-} indicated the mobilisation of acid from sulfide oxidation, with an associated reduction in pH. Nitrification was evident as high quantities of organic N and NH_4^+ were initially released, followed by increases in $\text{NO}_2^- + \text{NO}_3^-$. Total P increased, but PO_4^{3-} reduced. This was attributed to complexes formed between PO_4^{3-} and Fe (FePO_4) and Al (AlPO_4). Amounts of Fe and Al released were lower following rewetting due to the formation of relatively immobile (hydr)oxides. In contrast, Mn increased substantially reaching maximum values > 2 300 mg/m² (14 000 µg/L). There were no acute toxic effects observed to *D. magna*. This study highlights the potential for acidification, mobilisation of nutrients, SO_4^{2-} , and Mn following rewetting of reservoir sediments under aerobic conditions. This information may be incorporated into reservoir and catchment management plans in the form of revised water quality guidelines and a better ability to predict how drought impacts water quality in our stored water resources.

Keywords: sediment, drought, drying, rewetting, nutrient and metal release, Loskop Reservoir

INTRODUCTION

South Africa is prone to periods of drought and is heavily dependent on stored water resources. Evidence from observed rainfall trends (Kruger, 2006) and model projections of climate change indicate that southern Africa may become hotter and drier, with a higher incidence of extreme events like heat-wave days and droughts in the future (Engelbrecht et al., 2009, 2015). This will place increasing pressure on stored water resources. When droughts occur, the most obvious impact is reduced water quantity. However, few studies in South Africa have investigated the impact of drought on water quality when rainfall resumes and desiccated sediments are rewet. In reservoirs, large areas of previously submerged sediment can be exposed for extended periods during drought until normal rainfall resumes. Under these circumstances sediment is exposed to air and desiccation, which affects nutrient dynamics (Birch, 1960; Qiu and McComb, 1995), microbial communities (Rees et al., 2006), and the oxidative state of elements. Rewetting of sediments can result in acidification and eutrophication, and disrupts nutrient cycling and microbial processes (Lake, 2011). Reservoirs that serve as a repository for pollutants from various land uses in the catchment may be particularly susceptible to water quality impacts following drought. This can impact negatively on ecosystem health and

carry significant cost implications as water may require additional treatment for various beneficial uses.

Declining environmental quality in the Olifants River, South Africa, has emphasised the need to better understand how aquatic ecosystems respond to drought. A severe drought between 2002 and 2005 resulted in drastically reduced water levels at Loskop Reservoir (LR; < 25 % full) in the upper catchment of the Olifants River. Large areas of sediment in the reservoir were exposed to desiccation during the drought, and at the lowest water levels in early 2004 the reservoir was drawn down by 15 m (Dabrowski et al., 2013). Although water levels have reduced to this level and lower during previous droughts, these events are infrequent, and water level draw-down is not a standard management practice applied at LR. Once normal rainfall resumed and the reservoir re-filled in 2006, several changes in the structure and function of the aquatic ecosystem were observed in the following years. Along with increased concentrations of N and P, blooms of *Microcystis aeruginosa* in summer and *Ceratium hirundinella* in winter became frequent. During 2009, reduced pH levels ranging from 5.9 to 6.8 were recorded near the inflow (Oberholster et al., 2010). Several large fish kills of various species (> 11 tons) occurred between 2006 and 2007, and both Nile crocodiles (*Crocodylus niloticus*) and Mozambique tilapia (*Oreochromis mossambicus*) were diagnosed with pansteatitis (yellow fat disease; Dabrowski et al., 2013). Pansteatitis was responsible for > 180 crocodile deaths at around the same time downstream on the Olifants River in the Kruger National Park (KNP), South Africa's premier nature conservation

* To whom all correspondence should be addressed.

☎ 083 256 3159; e-mail: jackie@confluent.co.za

Received 7 December 2015; accepted in revised form 14 November 2016

area and a major tourist attraction. This area also experienced very low water levels due to the drought during the same time period. Despite significant efforts to determine the cause of pansteatitis at both locations, the ultimate cause remains elusive. Potential causes that have been explored include opportunistic piscivory following fish kills (Dabrowski et al., 2014a); bioaccumulation of Al and Fe in the food chain (Oberholster et al., 2012); and altered aquatic food-webs (Huchzermeyer et al., 2011). Outbreaks of pansteatitis in aquatic fauna concurrent to blooms of *M. aeruginosa* have been previously documented (Nichols et al., 1986; Neagari et al., 2011); however, no definitive link between the disease and cyanobacteria has been established. Although the simultaneous timing of the outbreaks at two isolated locations on the Olifants River may have been coincidental, it is possible the drought may have somehow been related as a common environmental factor affecting both locations. Apart from the effects on aquatic ecosystem health, the drought had significant implications for other water users. LR supplies water to the second largest irrigation board in South Africa. Following the drought, deteriorating water quality from the reservoir resulted in blooms of filamentous algae like *Cladophora glomerata* in irrigation canals, requiring costly treatment with algacides and maintenance of infrastructure (Oberholster and Botha, 2011).

The most significant land-uses affecting water quality in the catchment of LR are extensive coal-mining and the discharge of inadequately treated nutrient-rich effluent from wastewater treatment works (Dabrowski and De Klerk, 2013). The influence of current and especially abandoned coal mines is reflected by steadily increasing sulfate (SO_4^{2-}) concentrations, and periodically elevated concentrations of Al, Fe and Mn (Oberholster et al., 2010; Dabrowski et al., 2013). Both total phosphorus (TP) and orthophosphate (PO_4^{3-}) have shown increasing trends in LR, with a distinct peak in TP when the reservoir refilled after the drought (Dabrowski et al., 2013). Sediments in LR no doubt act as a sink for various pollutants entering the system, as improvements in the water quality are clearly evident < 100 km downstream in Flag Boshielo Reservoir (Dabrowski et al., 2014b). On the basis of research conducted in other regions, it is conceivable that several of the impacts observed in LR may have been related to drying (during drought) and rewetting (following drought) pollutant-enriched sediments.

The build-up of sulfur in sediments can lead to a number of adverse environmental outcomes when sediments are rewet following drought. Under saturated conditions in the anaerobic zone of the sediment, sulfate-reducing bacteria use sulfate as the terminal electron acceptor during anaerobic respiration, with hydrogen sulfide (H_2S) as the respiratory end product. Sulfide reacts with various metals including Fe to form mineral sulfides such as pyrite. Oxidation of sulfidic sediments (containing pyrite) during drought can cause acidification, deoxygenation, and mobilization of metals when sediments are rewet (Baldwin and Fraser, 2009). The potential for acid production during pyrite oxidation may be reduced in systems that are well-buffered (Lucassen et al., 2002). The release of nutrients following rewetting can result from physico-chemical and biological processes. Large pulses of N and P release have been reported due to drying-induced microbial-cell lysis, breakdown of organic material, and drying-induced decrease in P sorption (Qiu and McComb, 1994; Qiu and McComb, 1995; Keitel et al., 2016). The flush in nutrients may alter the N/P ratio in lakes, thus affecting phytoplankton species abundance and diversity (Lake, 2011). The release of P following rewetting of sediments may be exacerbated under repeated wetting and drying cycles (Schonbrunner

et al., 2012). The post-drought phytoplankton response depends strongly on the pre-drought trophic state. In even a mildly eutrophic lake (such as LR), drought can push the phytoplankton assemblage from mixed diversity to one dominated by potentially toxic cyanobacteria (Naselli-Flores, 2003; Baldwin et al., 2006; Lake, 2011).

Given the complex combination of nutrient-rich effluent and diluted acid mine drainage entering the reservoir, sediments in LR are likely to be enriched in nutrients, metals and SO_4^{2-} . The aim of this study was to determine how drying and rewetting LR sediments would influence the overlying water quality, with an emphasis on the mobilisation of nutrients and metals that are known to originate from the catchment. Fish kills and die-offs of other aquatic biota unrelated to pansteatitis, following the drought, provided motivation to examine the relative acute toxicity of the overlying water to a single organism, the cladoceran *Daphnia magna*. *Daphnia* were chosen as test organism because in aquatic ecosystems they are known to feed on particles in both the water column and sediment, and are as a result exposed to both water-soluble and particle-bound contaminants (Soucek et al., 2000). The tests were used for screening purposes to establish whether any toxic effects could be associated with changes in water quality following rewetting of dried sediments. This study can provide valuable insights for reservoirs elsewhere that are affected by a similar combination of impacts.

METHODS

Study site

The Olifants River is the main inflow to LR. Prior research at LR divided the reservoir into 3 zones following a flow gradient that is highest at the inflow (riverine zone) and decreases through the transitional zone to the lacustrine zone (Fig. 1; Dabrowski et al., 2013). Sampling was conducted at 3 sites. Sites 1 and 2 were in the transitional zone and Site 3 was in the lacustrine zone. Dense growth of recently-established water hyacinth (*Eichhornia crassipes*) prevented access to previously monitored sampling sites towards the inflow in the transitional and riverine zones. This was unfortunate as previous research has shown that the transitional zone upstream of Site 1 is a 'hot-spot' for fish kills, low-oxygen events, and algal blooms (Dabrowski et al., 2013). However, algal blooms and fish kills have been previously observed at each of the three identified sites.

Sediment collection

Sediment samples were collected during winter when the water column was isothermal, and the top layer of sediment was under aerobic conditions. Samples of approximately the top 5 cm were collected using an Ekman grab sampler. Five replicate samples were collected from each of the three sites. Replicate samples were collected from the same depth within each zone, at least 5 m apart. Depths at all sites ranged from 8 to 12 m representing sediment that is rarely exposed to desiccation except in extreme drawdown events. Samples were stored in plastic bags and kept on ice while transported to the laboratory. At the laboratory, replicates were pooled, homogenised and then re-divided to ensure consistency.

Sediment characterisation

A sub-sample was collected from three of the sediment samples collected at each site. These samples were used to characterise

the sediment and were analysed for loss on ignition (organic matter), particle size, Al, Fe, Mn and total S. Sediments were freeze-dried and then ball milled. Metals in the sediment were analysed by microwave digestion using nitric acid (HNO₃), perchloric acid (HClO₄) and hydrogen peroxide (H₂O₂) (CSIR Method MALS 4.5). Gravel (> 2 mm), sand (63 µm – 2 000 µm) and mud (< 63 µm) were analysed using gravimetric methods. Sediment samples were sieved to separate fractions then oven-dried (105°C) and weighed.

Microcosm experiment

A microcosm experiment was conducted to determine the effects of sediment drying and re-wetting on water quality under aerobic conditions. Approximately 600 g of sediment was transferred into individual 3 L glass containers. All glassware was pre-washed using phosphate-free soap, and then soaked for 24 h in 2% HCl before being rinsed with distilled water and dried. Containers were covered with foil and kept in the dark to inhibit photosynthesis. Control containers (five from each site) were immediately filled with 2 L artificial lake water, kept aerated, and remained inundated for the duration of the study. Artificial lake water was made up from Milli-Q water with a pH of 6.6 adjusted to the average conductivity of Loskop Dam, 400 µS cm⁻¹, using NaCl. To simulate desiccation during drought, experimental containers (five from each site) were incubated at 35°C for 36 days and weighed until reaching a constant weight indicating no further moisture loss. Pre- and post-drying weights were measured as an estimate of the sediment moisture content. Containers were then filled with artificial lake water and maintained under aerated conditions using airstones. Six measurements (200 mL each) of water quality were taken on Days 1, 2, 4, 7, 11 and 16, from both control and experimental containers. Day 1 samples were collected within 3 h of establishment of experimental treatments. All analyses were performed by the analytical laboratory at the Council for Scientific and Industrial Research (CSIR). Water samples were filtered through 0.45 µm pore size Whatman filters prior to being analysed for dissolved nutrients, metals and sulfate using standard methods (APHA, 2005). Following filtration, samples were acidified using HNO₃ which dissociates any smaller colloidal or complexed molecules into their ionic and elemental state. Water quality parameters measured were ammonium (NH₄⁺), nitrate plus nitrite (NO₃⁻ + NO₂⁻), total nitrogen (TN), TP, PO₄³⁻, dissolved Al, Fe, Mn, and SO₄²⁻. The total quantity of each parameter released from the sediments (mass/m²) was estimated from the concentration (mg/L) in the overlying water and corrected for the amount removed during previous sample collections.

Toxicity test

Acute toxicity tests were performed using *D. magna* according to the USEPA (2002) method. The approach followed with the microcosm experiment was repeated with the toxicity testing, using 50 mL glass beakers. For each of the five replicates per site (non-drought control and drought experiment), 5 *D. magna* neonates (< 24 h old) were placed into each of 4 replicate 50 mL beakers that were filled to approximately one third of the volume with sediment and 30 mL artificial LR water. Artificial LR water, without any sediment, was used as a toxicity test control. Daphnids were only transferred into the test beakers containing sediment after 24 h to allow suspended sediments to settle. Tests were conducted under static conditions at 19 ± 1°C with a 16:8-h

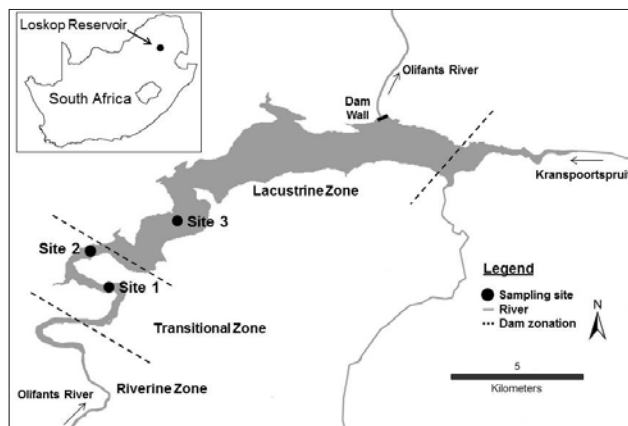


Figure 1

Map showing the location of 3 study sites at Loskop Reservoir on the Olifants River, South Africa

light:dark photoperiod for 48 h. *Daphnia* were not fed during the exposure period, and the number of surviving individuals was counted at 24 h and 48 h after the test was initiated. The percentage mortality in relation to the number of organisms exposed was calculated (USEPA, 2002).

Physico-chemical parameters (electrical conductivity, dissolved oxygen, pH and temperature) were measured at the start and the end of the test. When the tests were concluded, the pooled water samples from all replicates per site were analysed for the same parameters as in the microcosm experiment, as well as total alkalinity as CaCO₃. Results were compared to the South African Water Quality Guidelines for Aquatic Ecosystems (DWAF, 1996).

RESULTS

Sediment characteristics

The sediment moisture content (mean ± SD; *n* = 5) of samples from Site 1 was 28 ± 0.3%, from Site 2 was 22 ± 5.8%, and from Site 3 was 11 ± 4.1%. The physical characteristics of sediment collected from Sites 1 and 2 were similar, with higher proportions of mud and % loss on ignition than Site 3, which was predominantly sand with low organic matter. The three metals analysed followed a spatial gradient across the reservoir, with the highest concentrations at Site 1 and decreasing towards Site 3. Total S concentrations were similar at Sites 1 and 2, but were lower at Site 3.

pH and sulfate

The pH values followed similar patterns at each site within respective drought and non-drought treatments (Fig. 2). During the non-drought treatment, pH values increased from the initial value of 6.6 to a median ranging from 7.1 to 7.4 before levelling off just below a value of 7.0 at all sites. Contrasting results were observed in the drought treatment, where there was a distinct pulse of sulfate released at all three sites. There was an initial increase in pH on Day 1, followed by a decrease to minimal median values on Day 2 ranging from 6.1 to 6.4. From Day 4 onward the values increased before levelling off just above a value of 7.0. Throughout the drought treatment, pH values showed a spatial gradient across the reservoir, with the lowest values at Site 1 and increasing across Sites 2 and 3.

There were distinct differences in SO_4^{2-} release between non-drought and drought treatments (Fig. 2). During the non-drought treatment values were initially very low ($< 1.3 \text{ g/m}^2$), and increased gradually over the duration of the study to a mean ranging from 1.3–3.5 g/m^2 . Higher amounts of SO_4^{2-} were released at all three sites during the drought experiment. All sites showed a similar pattern of release with a steady increase in SO_4^{2-} from Day 1, reaching maximum levels between Days 7 and 11. The highest mean values ranged from 8.4 to 21.1 g/m^2 (Day 11). The overall amount of SO_4^{2-} released at Sites 1 and 2 was higher than at Site 3. By Day 16 these values had dropped to similar levels observed on Day 1 of the drought treatment.

Nutrient dynamics

Different patterns in N release were observed between the non-drought and drought treatments (Fig. 3). In the non-drought treatment, organic N release was highest at Site 1, but remained at consistently low levels at all sites. There was a slight initial increase in inorganic N, dominated by NH_4^+ , which began to decrease by the 4th day. At this point NO_2^- and NO_3^- slightly increased (Fig. 3). In contrast, dried sediments released substantially higher amounts of organic N, which peaked between Days 7 and 11, only decreasing towards the end of the experiment. The highest organic N released was observed at Sites 1 and 2, while values between treatments were similar at Site 3. Ammonium steadily increased, also peaking between Days 7 and 11 at all three sites. Nitrite and nitrate were initially very low, but showed a corresponding increase as NH_4^+ began to decrease. In the drought treatment, organic N was positively correlated with NH_4^+ at Site 1 (Pearson's $r = 0.89$), Site 2 ($r = 0.87$), and Site 3 ($r = 0.84$). In the non-drought treatment there were no significant correlations between these parameters. In both treatments

the least N was released from Site 3, and the highest N release was from Site 1, followed by Site 2.

During the non-drought treatment, similar quantities of TP and PO_4^{3-} were released from the sediment (Fig. 4). Contrasting results were observed during the drought treatment. Total P released showed an initial lag phase and increased to above the non-drought treatment levels between Days 7 and 11. In both treatments the TP released was highest at Site 1 decreasing across Sites 2 and 3. In the drought treatment PO_4^{3-} release was very low following rewetting, frequently below detection limits, and below the mass observed in the non-drought treatment. Lower quantities of PO_4 release were observed in the drought treatment at Sites 1 and 2, but at Site 3 there was little difference in treatment effects on PO_4 release. Total P and organic N were positively correlated at Site 1 (Pearson's $r = 0.61$), Site 2 ($r = 0.60$), and Site 3 ($r = 0.63$) during the drought treatment.

Metal dynamics

Characteristic	Site 1	Site 2	Site 3
% gravel	5.8*	1.1 \pm 0.4	0.1 \pm 0.1
% sand	79.7*	78.6 \pm 17.8	99.9 \pm 0.2
% mud	14.5*	20.2 \pm 17.3	0.8 \pm 0.1
% loss on ignition	15.6 \pm 1.8	11.3 \pm 6.2	0.7 \pm 0.1
Al (g/kg)	74.9 \pm 7.6	56.1 \pm 28.8	7.0 \pm 0.7
Fe (g/kg)	44.3 \pm 4.4	32.5 \pm 13.1	2.9 \pm 0.2
Mn (g/kg)	1.8 \pm 0.2	2.1 \pm 1.4	0.1 \pm 0.0
Total S (g/kg)	2.5 \pm 0.2	2.5 \pm 1.3	0.2 \pm 0.0

*Only one sample analysed due to insufficient sediment for analyses

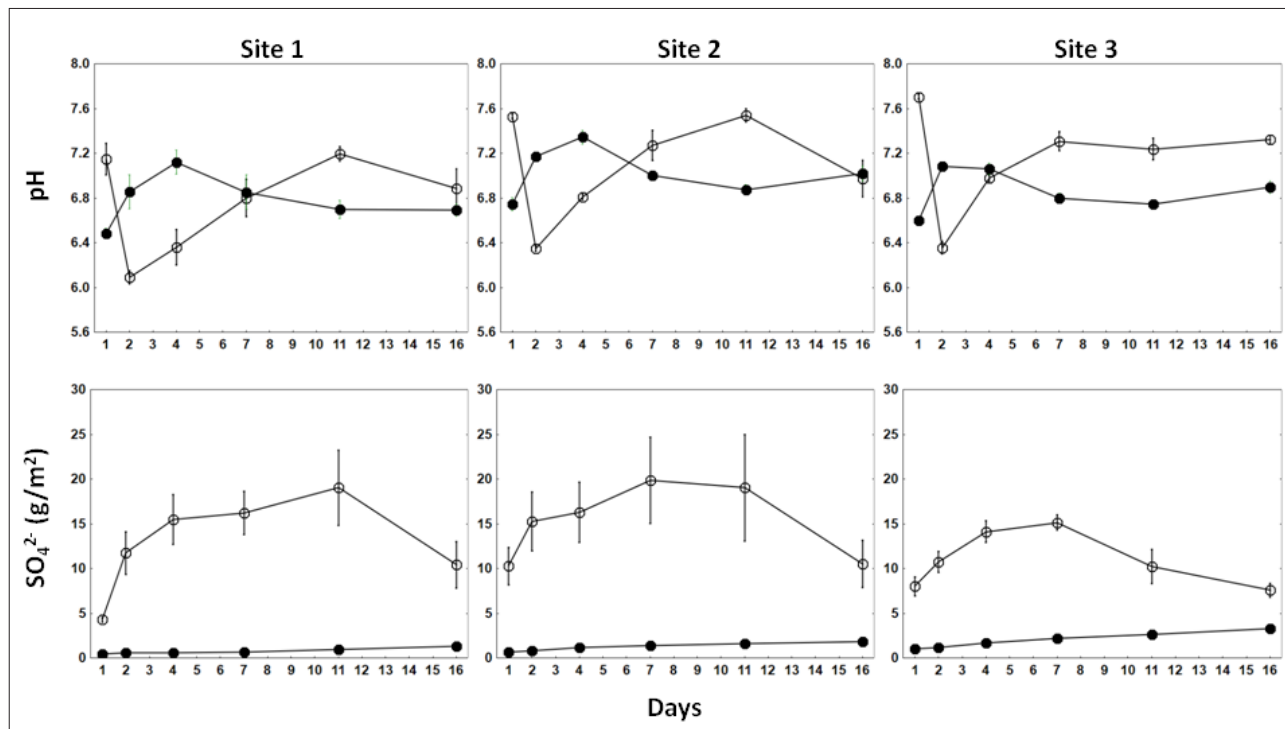


Figure 2

Median (\pm min/max; $n = 5$) pH values and mean (\pm SE; $n = 5$) sulfate (SO_4^{2-}) released in water where sediment was either kept wet (closed circles) or dried to simulate drought and rewet (open circles). Water samples were analysed 6 times within 16 days.

The release of Al was lower in the drought treatment than the non-drought treatment at Sites 2 and 3 (Fig. 5). Al release in the non-drought treatment was highest at Sites 2 and 3. During the non-drought treatment Al was positively correlated with Fe at Site 1 ($r = 0.97$), Site 2 ($r = 0.98$), and Site 3 ($r = 0.98$). There were no significant correlations observed between Al and Fe in the drought treatment. During the drought treatment, Al concentrations were mostly below detection limits and did not increase for the duration of the study at any of the sites.

There were no distinct patterns of Fe release between sites and treatments, apart from a peak in the drought treatment on Day 7 at Site 3 (Fig. 5). In the non-drought treatment, Fe release was similar between sites and remained relatively constant. Initial Fe concentrations were very low during the drought treatment, but also increased gradually during the course of the study.

Divergent patterns in Mn release were observed between the non-drought and drought treatments. During the non-drought treatment, Mn release was consistently low at all sites, never exceeding 100 mg/m^2 . In the drought treatment, Mn increased rapidly following sediment rewetting at all sites. The Mn release was highest at Site 3, reaching a maximum mean of $1\,153.09 \text{ mg/m}^2$ on the 4th day following rewetting. At Site 1 and Site 3 Mn was positively correlated with SO_4^{2-} ($r = 0.62$; $r = 0.64$), and at Site 1 Mn was negatively correlated with pH ($r = -0.62$).

Toxicity test

Physico-chemical parameters (temperature, oxygen saturation and pH) measured at initiation and conclusion of the test were all within the acceptable range for *Daphnia* for the duration of the test (USEPA, 2002; Ghazy et al., 2011). Mortality of *D. magna* was not significant ($< 10\%$) in the majority of the replicates for all sites for both the non-drought and drought treatments.

Concentrations of water quality parameters for both treatments at the conclusion of the 48-h bioassay are presented in Table 2. Total N and total P concentrations were higher in the drought treatment than the non-drought treatment, especially at Sites 1 and 2 compared to Site 3. Ammonium made the highest contribution to the increase in total N at all three sites. In contrast, $\text{NO}_2^- + \text{NO}_3^-$ were below detection limits at all three sites in the drought treatment, compared to low, but detectable, levels in the non-drought treatment. Orthophosphate concentrations were similar between experimental treatments with no consistent change following rewetting of dried sediments. Alkalinity as CaCO_3 increased in the drought treatments at all sites, particularly Site 1 and Site 3. At all three sites, metal concentrations were below detectable levels or at low concentrations in the non-drought treatment. Al was not detected in either treatment. Fe showed inconsistent results between treatments, as it increased during the drought treatment at Sites 1 and 2, but decreased during the drought treatment at Site 3. Mn showed a distinct increase at all three sites during the drought treatment, with values that exceeded the acute effect value (AEV) of 1.3 mg/L at

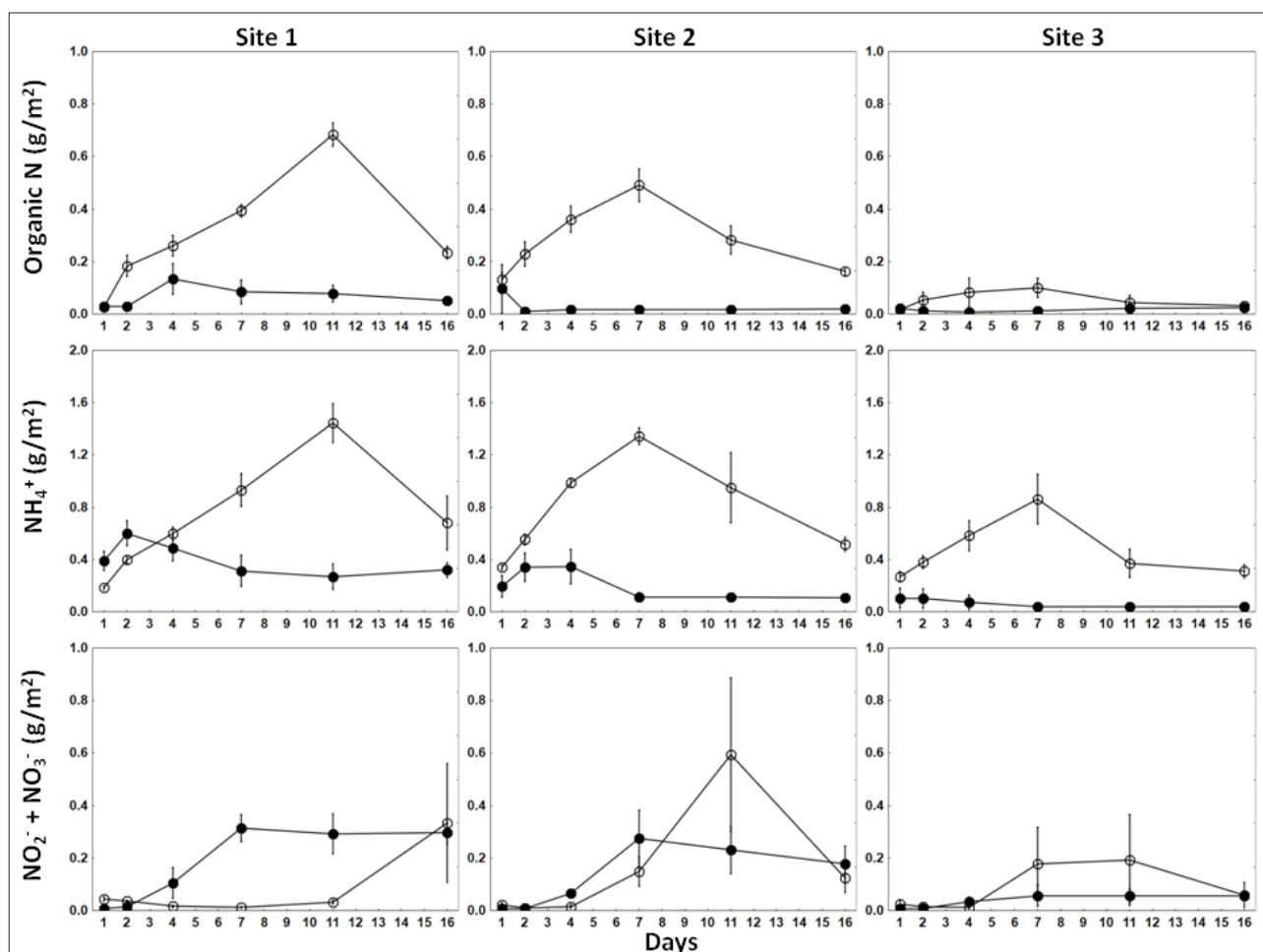


Figure 3

Mean (\pm SE; $n = 5$) N released in water where sediment was either kept wet (closed circles) or dried to simulate drought and re-wet (open circles) Water samples were analysed 6 times within 16 days.

all sites, and especially at Site 3 where the alkalinity was the lowest and the toxicity potential, as a result, the highest. The AEV is defined as the concentration above which significant toxic effects are expected for up to 5% of the species in the aquatic community (DWAF, 1996).

DISCUSSION

The reduction in pH observed immediately following rewetting of dried sediments suggests the potential for mild acidification to occur following sediment rewetting in LR. The reduced pH is consistent with the formation of acids from sulfide oxidation. The gradual increase in pH during the drought treatment of the microcosm study suggested buffering, which was supported by an increase in alkalinity in the drought treatment of the toxicity test. Based on these results, acidification resulting from sulfide oxidation would be for a limited period as the buffering capacity

of the sediments appeared to prevent sustained acidification. The acidification effect could be enhanced or mitigated to an extent by the quality of the inflowing water. The low pH values reported near the inflow in 2009 (Oberholster et al., 2010) are, therefore, likely to have been related to the quality of inflowing water as opposed to internally generated acidification. However, during this study the pH values were lowest at Site 1 and increased towards Site 3. This suggests that the elements responsible for acidification following rewetting (mainly SO_4^{2-}) show a pattern of enrichment towards the inflow, which has been observed in previous studies (Dabrowski et al., 2013). The sediment samples were also more enriched with S at Sites 1 and 2 than Site 3. The area upstream of Site 1 was inaccessible during fieldwork for this study and could not be sampled. This area is a hotspot for highly-concentrated algal blooms, low-oxygen events and fish kills (Dabrowski et al., 2013), and may be more susceptible to acidification following drought than the sites evaluated in this

TABLE 2
Various parameters measured in pooled water where sediment was either kept wet (non-drought) or dried and then rewet (drought). Samples were collected at conclusion of the 48 h *Daphnia* toxicity test. Values in bold exceed AEV (DWAF, 1996).

Parameter (mg/L)	Site 1		Site 2		Site 3	
	Non-drought	Drought	Non-drought	Drought	Non-drought	Drought
Total N	6.1	35.0	8.8	35.0	2.2	22
$\text{NO}_2^- + \text{NO}_3^-$	3.4	< 0.1	3.5	< 0.1	1.0	< 0.1
NH_4^+	1.7	22.0	5.2	20.0	0.49	14.0
Total P	0.19	0.46	0.18	0.73	0.11	0.15
PO_4^{3-}	0.08	0.06	0.08	0.08	0.06	0.09
Alkalinity as CaCO_3	53.0	125.0	99.0	114.0	8.2	41.0
Al	< 0.01	< 0.01	< 0.01	< 0.01	< 0.01	< 0.01
Fe	< 0.01	0.28	< 0.01	0.15	0.02	< 0.01
Mn	< 0.01	12.00	< 0.01	9.10	0.49	20.00

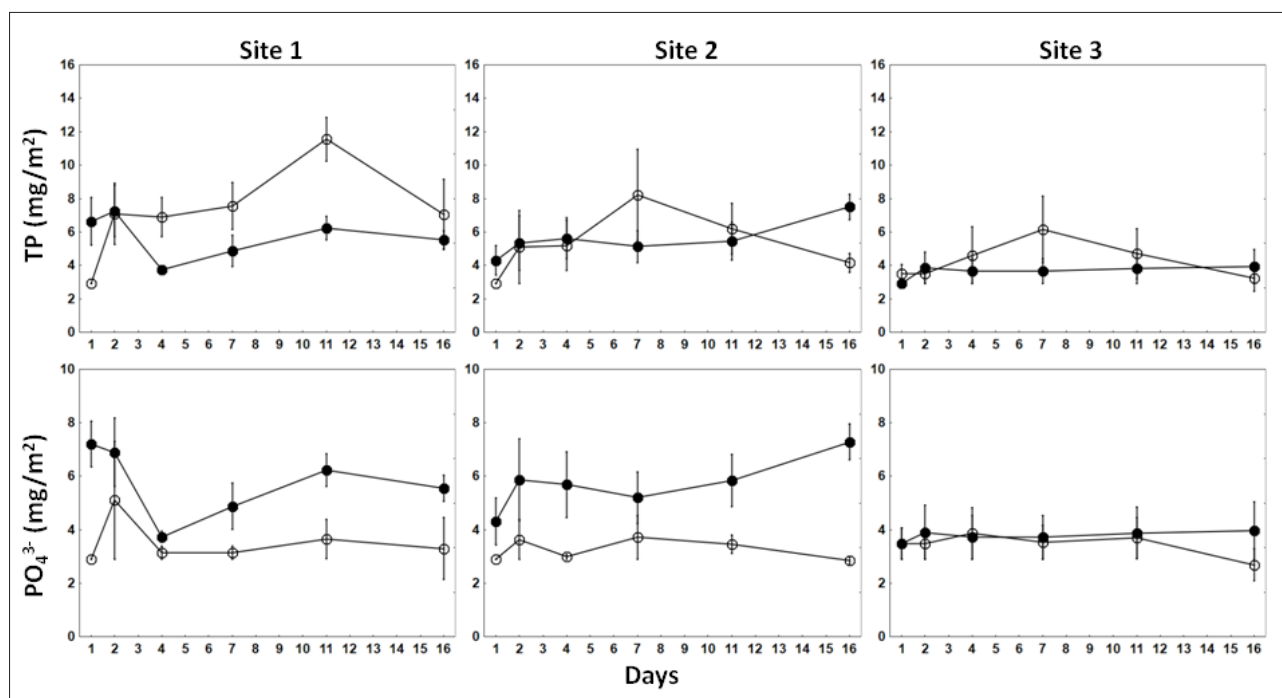


Figure 4

Mean (\pm SE; $n = 5$) P released in water where sediment was either kept wet (closed circles) or dried to simulate drought and then re-wet (open circles). Water samples were analysed 6 times within a period of 16 days.

study. Elevated SO_4^{2-} concentrations following rewetting have been observed in similar studies, and are the result of oxidation of insoluble FeS_x from the sediment during desiccation (Lucassen et al., 2005; Fernandez-Alaez and Fernandez-Alaez, 2010). The decrease in pH values follows the oxidation of SO_4^{2-} , which is mobilised as H_2SO_4 during rewetting (Eimers et al., 2004). The decrease in SO_4^{2-} following Day 11 may have indicated the onset of sulfate reduction, although this is not consistent with the observed increase in $\text{NO}_2^- + \text{NO}_3^-$ at around the same time, which suggested the onset of nitrification under aerobic conditions.

The release of nutrients following rewetting of dried soils is known as the Birch effect (Birch, 1960). A similar release of nutrients following rewetting of aquatic sediments has been reported, but the results are not always consistent. Factors that influence nutrient release include the inundation history of the sediments (Wilson and Baldwin, 2008), frequency of desiccation (Song et al., 2007), sediment Fe and P content (Lucassen et al., 2005), duration of desiccation and the microbial consortium present (Baldwin & Mitchell, 2000).

Higher concentrations of organic N were released from dried sediments at Site 1 and Site 2, which is consistent with the higher carbon content of the sediments at those sites. The rapid release of NH_4^+ following rewetting of dried sediments has been reported in similar studies conducted under aerobic conditions (Birch, 1960; Qiu & McComb, 1996; Baldwin et al.,

2006; Wilson and Baldwin, 2008). In both the drought and non-drought treatments, the release of NH_4^+ stimulated nitrification resulting in an increase in $\text{NO}_2^- + \text{NO}_3^-$ concentrations. Elevated NH_4^+ levels during the drought treatment could not be attributed to reduction of NO_3^- to NH_3 because, firstly, the experiment was conducted under aerated conditions, secondly, $\text{NO}_2^- + \text{NO}_3^-$ concentrations were very low at commencement of the study and, finally, the desiccation of sediments is known to kill a large proportion of microbial biomass responsible for ammonification (Qiu and McComb, 1996). The source of NH_4^+ release may be attributed to drying-induced microbial cell lysis (Birch, 1960; Qiu and McComb, 1996). This quite likely occurred during the drought treatment as sediments were deliberately selected from depths infrequently exposed to desiccation where bacteria are not selected to withstand frequent or extended dry periods (Wilson and Baldwin, 2008). Nitrification was the dominant reaction in both non-drought and drought treatments. However, a lag period (adaptation phase) in the drought treatment indicated the reactivation of nitrifying bacteria which has been characterised by a delay in the increase of NO_3^- following rewetting (Qiu and McComb, 1996).

The increase in total P following a lag period when sediments were rewet was consistent with previous studies, along with the positive correlation between organic N and total P (Wilson and Baldwin, 2008). The elevated values in the drought treatment were within the range of total P values reported in LR

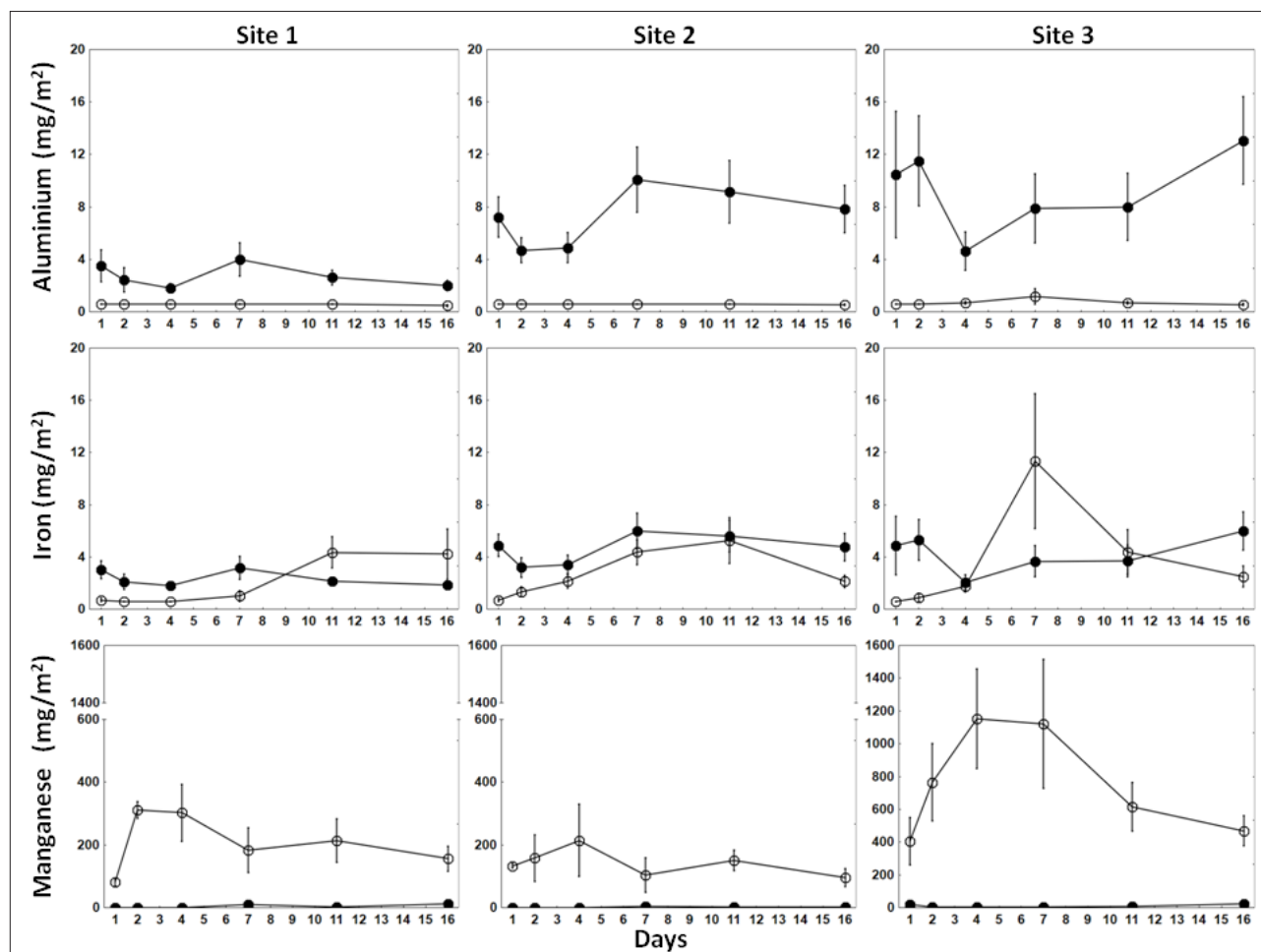


Figure 5

Mean (\pm SE; $n = 5$) Al, Fe and Mn in water where sediment was either kept wet (closed circles) or dried to simulate drought and then re-wet (open circles). Water samples were analysed 6 times within a period of 16 days. Note scale breaks in Sites 1 and 2 Mn concentrations.

following the drought (Dabrowski et al., 2013). The decreasing pattern in total P release from Site 1 to Site 3 could be related to a similar pattern in sediment organic matter (% loss on ignition). Despite a slight increase on Day 2, concentrations of PO_4^{3-} were lowest following the simulated drought, which has also been observed in previous studies (Wilson and Baldwin, 2008; Palomo et al., 2013). This may be attributed to complexes formed between PO_4^{3-} and Fe (FePO_4) and Al (AlPO_4 ; Jiang et al., 2006). The oxidation of insoluble FeS_x mobilises SO_4^{2-} and results in precipitation of Fe as Fe(III) hydroxides and FePO_4 . Therefore, sediments with significant deposits of FeS_x have a greater capacity to bind PO_4^{3-} following desiccation (Lucassen et al., 2005; Schönbrunner et al., 2012). Given the combined mining-related impacts of increasing SO_4^{2-} and elevated Fe concentrations in LR (De Villiers and Mkwelo, 2009; Oberholster et al., 2010; Dabrowski et al., 2013), the sediments are likely to contain enriched deposits of both elements, resulting in an increased P adsorption capacity under aerobic conditions. If anaerobic conditions develop in the sediment following inundation, however, reduction of Fe compounds results in the re-mobilization of PO_4^{3-} (Havens, 1997). This is accelerated by SO_4^{2-} reduction, which can reduce Fe(III) from FePO_4 , resulting in the formation of FeS_x and mobilisation of PO_4^{3-} (Lucassen et al., 2005). This is an important, and as yet unexplored, aspect of the dynamics of P release following sediment desiccation in LR, as it has a monomictic pattern of summer stratification during which oxygen is depleted in the underlying water layers (Dabrowski et al., 2013). Elevated inorganic N and reduced PO_4^{3-} observed in this study would produce high ratios of dissolved inorganic N to dissolved inorganic P in the drought treatment. This situation is not usually associated with eutrophication under the conventional assumption of P-limited conditions. It is also not consistent with the reported increases in total and dissolved P that followed refilling of the reservoir (Dabrowski et al., 2013). However, factors such as the limited timeframe, lack of anaerobic phase, and unknown quality of inflowing water constrain direct comparisons between the results of this study and observed water quality in LR.

The initial decrease in Fe following rewetting, followed by a lag period and then increasing concentrations, is consistent with previous studies (Lucassen et al., 2002; Lucassen et al., 2005). The initial reduction has been attributed to the formation of insoluble Fe (hydr)oxides. Following a lag period, Fe concentrations increased from around Day 7 as Fe(III) (hydr)oxides were reduced to mobile Fe(II). Al concentrations were sustained below detection limits throughout the drought treatment at all sites, implying the formation of insoluble (hydr)oxides. As Al is insensitive to fluctuations in redox potential, the Al (hydr)oxides remained immobile in contrast to redox-sensitive Fe. The solubility and speciation of Al is most influenced by pH, with hydroxides dominating between a pH of 5 and 9 (Gensemer and Playle, 1999). The pH values remained within this range for the duration of the study and therefore Al remained insoluble.

The chemical behaviour of Mn is similar to Fe, and is sensitive to changes in redox potential, dissolved oxygen, pH, hardness and organic matter (DWAF, 1996). Fe and Mn were not significantly correlated at any site during the drought treatment, and the aerobic conditions maintained during the study eliminated dissolved oxygen or redox potential from having an influence on results. Elevated concentrations of Mn were observed in the drought treatments of both the microcosm and toxicity test studies. Although Mn concentrations substantially exceeded the AEV of 1.3 mg/L in the drought treatment of both studies, the lack of *D. magna* mortalities indicated that it was not in a toxic

or bio-available form. The absence of a lag phase in the release of Mn suggests a drying-related process as opposed to a microbially-mediated one. High concentrations may have arisen from the formation of Mn salts, which show a corresponding increase to nitrate, sulfate and chloride (Cl) and are fairly soluble in water (DWAF, 1996). The positive correlations between Mn and SO_4^{2-} at Sites 1 and 3 support this conclusion. During the drought treatment, the pH at Site 1 had the lowest values which were negatively correlated with Mn concentrations. Manganese salts are stable in alkaline solution, but disproportionate in neutral and acidic solutions (Greenwood and Earnshaw, 1998). There were no significant correlations between Mn and NO_3^- at any sites, and Cl was not measured in this study. Mn may have been in the colloidal phase which is still filterable through a 0.45 μm filter but has limited bioavailability. A further explanation may be related to the sediment mineralogy which is known to alter during desiccation, with changes in the surface area and available binding sites (Baldwin and Mitchell, 2000). The sediment at Site 3 (which had the highest Mn release) was distinctive in having very high sand and low carbon content.

While increased nutrients do not exert toxic effects on *D. magna*, zooplankton may be indirectly affected by nutrient-stimulated growth of phytoplankton that are inedible or produce toxins. Knowledge of the underlying processes is still incomplete, but these results showed that sediment desiccation had important effects on metal and nutrient dynamics, but resulted in no acute toxic effects to *D. magna*. Toxic effects can, however, not be ruled out in longer term exposures of *Daphnia*.

Site-specific knowledge of the dynamics of pollutant retention and release from reservoir sediments is rarely investigated or incorporated into reservoir and catchment management plans. However, the results of this study show that drying-induced changes in biogeochemical cycles of reservoir sediments have the potential to negatively influence water quality and aquatic ecosystem health, with implications for all users. This lack of knowledge limits our ability to set effective water quality guidelines, predict the impacts of drought on our stored water resources, and have a more comprehensive understanding of water quality in our stored water resources. For instance, this study confirmed one of the drying-induced risks posed by increasing SO_4^{2-} inputs to LR. Although the acidification effect observed in this study was mild, this could be exacerbated by continued and increasing inputs of SO_4^{2-} originating from acid mine drainage from the catchment. The SO_4^{2-} concentrations at LR show an increasing trend (Dabrowski et al., 2013) and have increased more than 7-fold since the 1970s (De Villiers and Mkwelo, 2009). Although treated mine-water may have a low metal content due to precipitation by liming agents, the SO_4^{2-} content is rarely addressed and is frequently very high. Therefore, treatment of mine-water should include the reduction of SO_4^{2-} levels so as to reduce the risk of acidification along with increased anaerobic H_2S production in lake sediments. Future studies of this nature must include an anaerobic phase in order to account for periods of lake stratification.

ACKNOWLEDGEMENTS

This research was funded by the Council for Scientific and Industrial Research Parliamentary Grant ECWH025.

REFERENCES

APHA (American Public Health Association) (2005) *Standard Methods for the Examination of Water and Wastewater* (21st edn). American Public Health Association (APHA), American Water Works

- Association (AWWA), and Water Pollution Control Federation (WPCF), Washington DC, USA.
- BALDWIN DS and MITCHELL AM (2000) The effects of drying and re-flooding on the sediment and soil nutrient dynamics of lowland river-floodplain systems: A synthesis. *Regul. Rivers: Res. Manage.* **16** 457–467. [https://doi.org/10.1002/1099-1646\(200009/10\)16:5<457::AID-RRR597>3.0.CO;2-B](https://doi.org/10.1002/1099-1646(200009/10)16:5<457::AID-RRR597>3.0.CO;2-B)
- BALDWIN DS, CROOME R, MATEEV V, MITCHELL A, OLIVER R, SHERMAN B and WILLIAMS J (2006) Cyanobacterial (blue-green algal) blooms in Lake Hume. A report to Lake Hume blue-green algal task force. Murray-Darling Freshwater Research Centre (MDFRC), Albury, Australia.
- BALDWIN DS and FRASER M (2009) Rehabilitation options for inland waterways impacted by sulfidic sediments – a synthesis. *J. Environ. Manage.* **91** 311–319. <https://doi.org/10.1016/j.jenvman.2009.09.006>
- BIRCH HF (1960) Nitrification in soils after different periods of dryness. *Plant Soil* **12** 81–96. <https://doi.org/10.1007/BF01377763>
- DABROWSKI JM and DE KLERK LP (2013) An assessment of the impact of different land use activities on water quality in the upper Olifants River catchment. *Water SA* **39** 231–244. <https://doi.org/10.4314/wsa.v39i2.6>
- DABROWSKI J, OBERHOLSTER PJ, DABROWSKI JM, LE BRASSEUR J and GIESKES J (2013) Chemical characteristics and limnology of Loskop Dam on the Olifants River (South Africa), in light of recent fish and crocodile mortalities. *Water SA* **39** 675–686. <https://doi.org/10.4314/wsa.v39i5.12>
- DABROWSKI J, HALL G, LUBCKER N, OBERHOLSTER PJ, PHILLIPS DL and WOODBORNE S (2014a) Piscivory does not cause pansteatitis (yellow fat disease) in *Oreochromis mossambicus* from an African subtropical reservoir. *Freshwater Biol.* **59** 1484–1496. <https://doi.org/10.1111/fwb.12360>
- DABROWSKI J, OBERHOLSTER PJ and DABROWSKI JM (2014b) Water quality of Flag Boshielo Dam, Olifants River, South Africa: historical trends and the impact of drought. *Water SA* **40** 345–357. <https://doi.org/10.4314/wsa.v40i2.17>
- DE VILLIERS S and MKWELO ST (2009) Has monitoring failed the Olifants River, Mpumalanga? *Water SA* **35** (5) 671–676. <https://doi.org/10.4314/wsa.v35i5.49193>
- DWAF (Department of Water Affairs and Forestry, South Africa) (1996) *South African Water Quality Guidelines. Vol. 7: Aquatic Ecosystems.* Department of Water Affairs and Forestry, Pretoria.
- EIMERS MC, DILLON PJ and WATMOUGH SA (2004) Long-term (18-year) changes in sulfate concentrations in two Ontario headwater lakes and their inflows in response to decreasing deposition and climate variations. *Hydrol. Processes* **18** 2017–2630. <https://doi.org/10.1002/hyp.5570>
- ENGELBRECHT FA, MCGREGOR JL and ENGELBRECHT CJ (2009) Dynamics of the Conformal-Cubic Atmospheric Model projected climate-change signal over southern Africa. *Int. J. Climatol.* **29** 1013–1033. <https://doi.org/10.1002/joc.1742>
- ENGELBRECHT FA, ADEGOKE J, BOPAPE M-J, NAIDOO M, GARLAND R, THATCHER M, MCGREGOR J, KATZFEY J, WERNER M, ICHOKU C and GATEBE C (2015) Projections of rapidly rising surface temperatures over Africa under low mitigation. *Environ. Res. Letters* **10** 085004. <https://doi.org/10.1088/1748-9326/10/8/085004>
- FERNANDEZ-ALAEZ M and FERNANDEZ-ALAEZ C (2010) Effects of the intense summer desiccation and the autumn filling on the water chemistry in some Mediterranean pools. *Limnetica* **29** 59–74.
- GENSEMER RW and PLAYLE RC (1999) The bioavailability and toxicity of aluminium in aquatic environments. *Crit. Rev. Environ. Sci. Technol.* **29** 315–450. <https://doi.org/10.1080/10643389991259245>
- GREENWOOD NN and EARNSHAW A (1998) Manganese, technetium and rhenium. In: *Chemistry of the Elements* (2nd edn). Butterworth Heinemann, Oxford, UK.
- HAVENS KE (1997) Water levels and total phosphorus in Lake Okeechobee. *Lake Reserv. Manage.* **13** 16–25. <https://doi.org/10.1080/07438149709354292>
- HUCHZERMAYER KDA, GOVENDER D, PIENAAR D and DEACON AR (2011) Steatitis in wild sharptooth catfish, *Clarius gariepinus* (Burchell), in the Olifants and lower Letaba Rivers in the Kruger National Park, South Africa. *J. Fish. Dis.* **4** 489–498.
- JIANG X, JIN X, YAO Y, LI L and WU F (2006) Effects of oxygen on the release and distribution of phosphorus in the sediments under the light condition. *Environ. Pollut.* **141** 482–487. <https://doi.org/10.1016/j.envpol.2005.08.071>
- KEITEL J, ZAK D and HUPFER M (2016). Water level fluctuations in a tropical reservoir: the impact of sediment drying, aquatic macrophyte dieback, and oxygen availability on phosphorus mobilization. *Environ. Sci. Pollut. Res.* **23** 6883–6894. <https://doi.org/10.1007/s11356-015-5915-3>
- KRUGER AC (2006) Observed trends in daily precipitation indices in South Africa: 1910–2004. *Int. J. Climatol.* **26** 2275–2285. <https://doi.org/10.1002/joc.1368>
- LAKE S (2011) *Drought and Aquatic Ecosystems: Effects and Responses.* Wiley Blackwell, West Sussex, UK. <https://doi.org/10.1002/9781444341812>
- LUCASSEN ECHET, SMOLDERS AJP and ROELOFS JGM (2002) Potential sensitivity of mires to drought, acidification and mobilisation of heavy metals: the sediment S/(Ca + Mg) ratio as diagnostic tool. *Environ. Pollut.* **120** 635–646. [https://doi.org/10.1016/S0269-7491\(02\)00190-2](https://doi.org/10.1016/S0269-7491(02)00190-2)
- LUCASSEN ECHET, SMOLDERS AJP and ROELOFS JGM (2005) Effects of temporary desiccation on the mobility of phosphorus and metals in sulfur-rich fens: differential responses of sediments and consequences for water table management. *Wetland Ecol. Manage.* **13** 135–148. <https://doi.org/10.1007/s11273-004-0314-4>
- NASELLI-FLORES L (2003) Man-made lakes in Mediterranean semi-arid climate: the strange case of Dr Deep Lake and Mr Shallow Lake. *Hydrobiologia* **506–509** 13–21. <https://doi.org/10.1023/B:HYDR.0000008550.34409.06>
- NEAGARI Y, ARII S, UDAGAWA M, ONUMA M, ODAYA Y, KAWASAKI T, TENPAKU M, HAYAMA H, HARADA K-I, MIZUKAMI M and MURATA K (2011) Steatitis in egrets and herons from Japan. *J. Wildl. Dis.* **47** 49–55. <https://doi.org/10.7589/0090-3558-47.1.49>
- NICHOLS DK, CAMPBELL VL and MONTALI RJ (1986) Pansteatitis in great blue herons. *J. Am. Vet. Med. Assoc.* **189** 1110–1112.
- OBERHOLSTER PJ, MYBURGH JG, ASHTON PJ and BOTHA A-M (2010) Responses of phytoplankton upon exposure to a mixture of acid mine drainage and high levels of nutrient pollution in Lake Loskop, South Africa. *Ecotoxicol. Environ. Saf.* **73** 326–335. <https://doi.org/10.1016/j.ecoenv.2009.08.011>
- OBERHOLSTER PJ and BOTHA A-M. (2011) Dynamics of phytoplankton and phytobenthos in Lake Loskop (South Africa) and downstream irrigation canals. *Fundam. Appl. Limnol.* **179** 169–178. <https://doi.org/10.1127/1863-9135/2011/0179-0169>
- OBERHOLSTER PJ, MYBURGH JG, ASHTON PJ, COETZEE JJ and BOTHA A-M (2012) Bioaccumulation of aluminium and iron in the food chain of Lake Loskop, South Africa. *Ecotoxicol. Environ. Saf.* **75** 134–141. <https://doi.org/10.1016/j.ecoenv.2011.08.018>
- PALOMO L, MEILE C and JOYE SB (2013) Drought impacts on biogeochemistry and microbial processes in salt marsh sediments: a flow-through reactor approach. *Biogeochemistry* **112** 389–407. <https://doi.org/10.1007/s10533-012-9734-z>
- QIU S and MCCOMB AJ (1994) Effects of oxygen concentration on phosphorus release from reflooded air-dried wetland sediments. *Aust. J. Mar. Freshwater Res.* **45** 1319–1328. <https://doi.org/10.1071/MF9941319>
- QIU S and MCCOMB AJ (1995) Planktonic and microbial contributions to phosphorus release from fresh and air-dried sediments. *Mar. Freshwater Res.* **46** 1039–1045. <https://doi.org/10.1071/mf9951039>
- QIU S and MCCOMB AJ (1996) Drying-induced stimulation of ammonium release and nitrification in reflooded lake sediment. *Mar. Freshwater Res.* **47** 531–536. <https://doi.org/10.1071/mf9960531>
- REES GN, WATSON GO, BALDWIN DS and MITCHELL AM (2006) Variability in sediment microbial communities in a semipermanent stream: impact of drought. *J. N. Am. Benthol. Soc.* **25** 370–378. [https://doi.org/10.1899/0887-3593\(2006\)25\[370:VISMCI\]2.0.CO;2](https://doi.org/10.1899/0887-3593(2006)25[370:VISMCI]2.0.CO;2)
- SCHONBRUNNER IM, PREINER S and HEIN T (2012) Impact of drying and re-flooding of sediment on phosphorus dynamics of river-floodplain systems. *Sci. Total Environ.* **432** 329–337. <https://doi.org/10.1016/j.scitotenv.2012.06.025>

- SONG K-Y, ZOH K-D and KANG H (2007) Release of phosphate in a wetland by changes in hydrological regime. *Sci. Total. Environ.* **380** 13–18. <https://doi.org/10.1016/j.scitotenv.2006.11.035>
- SOUCEK DJ, CHERRY DS and TRENT GC (2000) Relative acute toxicity of acid mine water column and sediment to *Daphnia magna* in the Puckett's Creek Watershed, Virginia, USA. *Arch. Environ. Contam. Toxicol.* **38** 305–310. <https://doi.org/10.1007/s002449910040>
- USEPA (United States Environmental Protection Agency) (2002) *Short-Term Methods for Estimating the Chronic Toxicity of Effluents and Receiving Waters to Freshwater Organisms*. (4th edn). Report no. EPA-EPA-821-R-02-013. USA. United States Environmental Protection Agency, Washington DC. 335 pp.
- WILSON JS and BALDWIN DS (2008) Exploring the 'Birch effect' in reservoir sediments: influence of inundation history on aerobic nutrient release. *Chem. Ecol.* **24** 379–386. <https://doi.org/10.1080/02757540802497582>
-